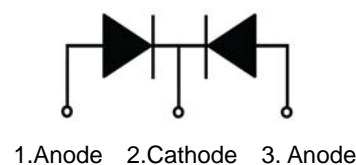



MBR3040CT-MBR30200CT
Features:

- Low power loss, high efficiency.
High surge capacity
- For use in low voltage, high frequency inverters, free wheeling, and polarity protection applications.
- Metal silicon junction, majority carrier conduction.
- High current Capability, low forward voltage drop.
- Guard ring for over voltage protection.

TO-220


Absolute Maximum Ratings (Ta=25°C unless otherwise noted)

Parameter	Symbol	MBR 3040 CT	MBR 3045 CT	MBR 3050 CT	MBR 3060 CT	MBR 3080 CT	MBR 3090 CT	MBR 30100 CT	MBR 30150 CT	MBR 30200 CT	Unit
Maximum Recurrent Peak Reverse Voltage	V_{RRM}	40	45	50	60	80	90	100	150	200	V
Maximum RMS Voltage	V_{RMS}	28	31.5	35	42	56	63	70	105	140	
Maximum DC Blocking Voltage	$V_{R(DC)}$	40	45	50	60	80	90	100	150	200	
Maximum Average Forward Current	$I_{F(AV)}$	30									A
Peak Forward Surge Current: 8.3ms single half sine-wave superimposed on rated load (JEDEC method)	I_{FSM}	275									
Maximum Forward Voltage at 15A per leg	V_F	0.68	0.72		0.85			0.95		V	
Maximum DC Reverse Current at Rated DC Blocking Voltage	$T_j=25^\circ\text{C}$	I_R 0.1									mA
	$T_j=125^\circ\text{C}$	20									
Maximum Operating Junction Temperature	T_j	150				175					°C
Storage Temperature	T_{stg}	-55~+150				-65~+175					
Typical Thermal Resistance	$R_{\theta JC}$	1.4									°C/W

Typical Characteristics

RATING AND CHARACTERISTIC CURVES

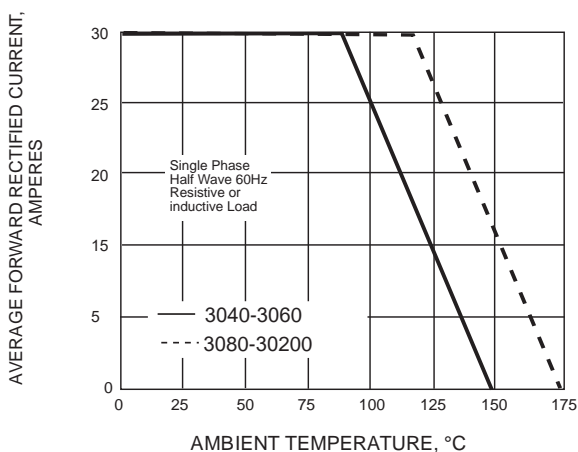


Fig.1 FORWARD CURRENT ERATING CURVE

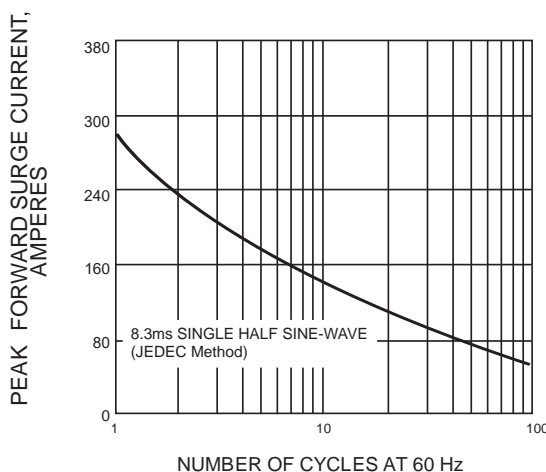


Fig.2 MAXIMUM NON-REPETITIVE SURGE CURRENT

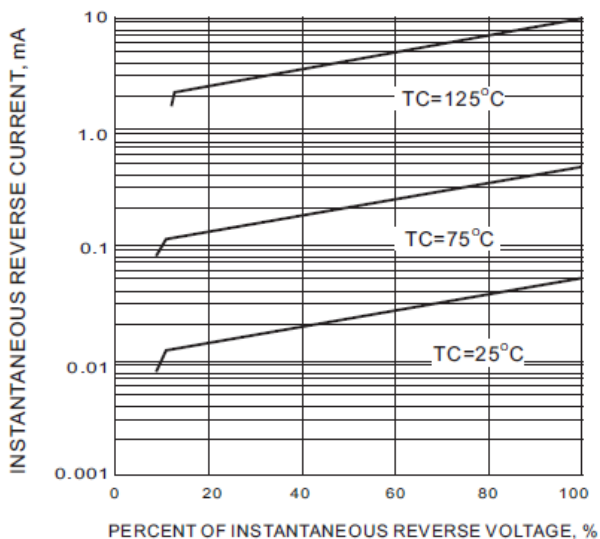


Fig.3 TYPICAL REVERSE CHARACTERISTIC

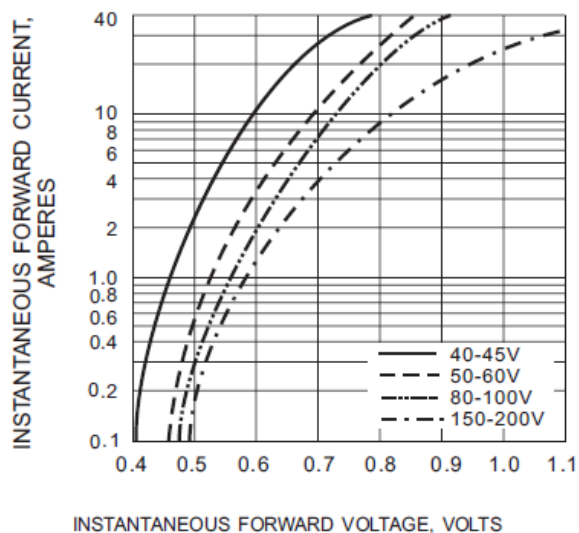
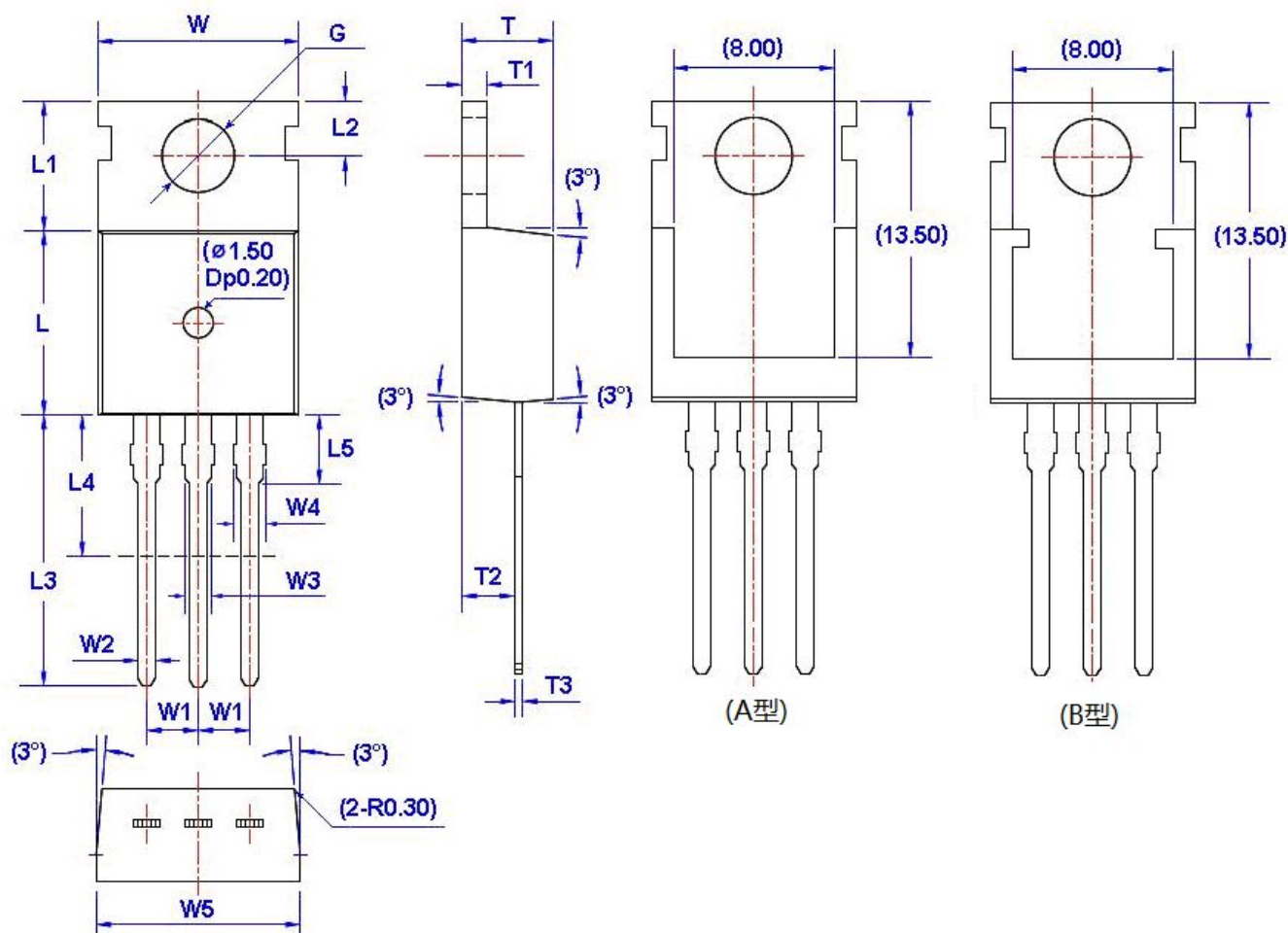


Fig.4 TYPICAL INSTANTANEOUS FORWARD CHARACTERISTIC

Package Dimension

TO-220

Units: mm



Symbol	Size		Symbol	Size		Symbol	Size		Symbol	Size	
	Min	Max		Min	Max		Min	Max		Min	Max
W	9.66	10.28	W5	9.80	10.20	L4**	6.20	6.60	T3	0.45	0.60
W1	2.54 (TYP)		L	9.00	9.40	L5	2.79	3.30	G(Φ)	3.50	3.70
W2	0.70	0.95	L1	6.40	6.80	T	4.30	4.70			
W3	1.17	1.37	L2	2.70	2.90	T1	1.15	1.40			
W4*	1.32	1.72	L3	12.70	14.27	T2	2.20	2.60			